

GLAM COLLECTION Pendant



750-BB

6 LIGHTS TYPE E27
MAX 105W

Plain & hammered plates design. 50 centimetres of steel wire included.

FINISH

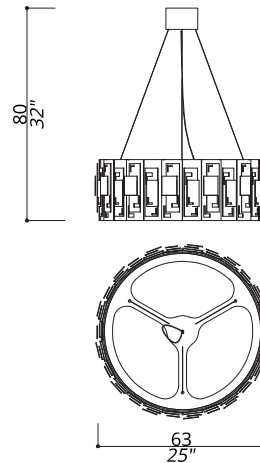
Structure and connection box in F_13 (burnished brass finish); details in F_12 (brushed&burnished brass) and F_10 (natural brass).

SHADE DIMENSIONS

cm. Ø 58

SHADE FABRIC

Polished white plastic light diffuser



NOTES

Dimensions are expressed in centimetres, if not otherwise specified. The total height of any chandelier includes body of chandelier plus ceiling box fixture; 50cm of chain/steel wire will be supplied free of charge. All products may be customized subject to prior consulting with our technical department; please send your request to info@officina-luce.it. Officina Luce (Registered brand of ISSARCH srl) reserves the right to change or delete, at any time and without prior warning, the technical specification of any model or the model itself, depending on technical and commercial requirements.

GLAM COLLECTION Pendant



750-NN

6 LIGHTS TYPE E27
MAX 105W

Plain & hammered plates design. 50 centimetres of steel wire included.

FINISH

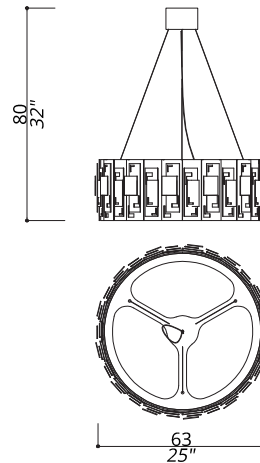
Structure and connection box in L_55 (beige finish); details in L_55, F_33 (satin nickel) and F_31 (polished nickel).

SHADE DIMENSIONS

cm. Ø 58

SHADE FABRIC

Polished white plastic light diffuser



NOTES

Dimensions are expressed in centimetres, if not otherwise specified. The total height of any chandelier includes body of chandelier plus ceiling box fixture; 50cm of chain/steel wire will be supplied free of charge. All products may be customized subject to prior consulting with our technical department; please send your request to info@officina-luce.it. Officina Luce (Registered brand of ISSARCH srl) reserves the right to change or delete, at any time and without prior warning, the technical specification of any model or the model itself, depending on technical and commercial requirements.

GLAM COLLECTION Pendant



756-BB-11

6 LIGHTS TYPE E14
MAX 42W

Plain & hammered plates central design. 50 centimetres of chain included.

FINISH

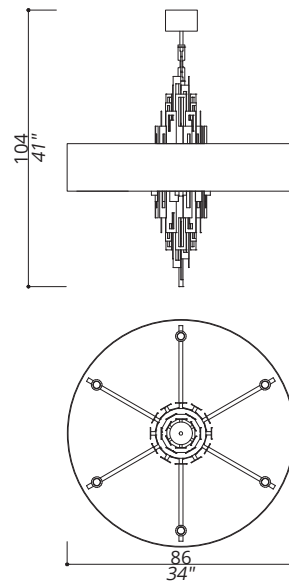
Structure in F_13 (burnished brass finish); connection box in F_10 (natural brass). Details in F_12 (brushed&burnished brass) and F_10.

SHADE DIMENSIONS

cm. Ø 86 x H18

SHADE FABRIC

TS11 (alabaster shantung)



NOTES

Dimensions are expressed in centimetres, if not otherwise specified. The total height of any chandelier includes body of chandelier plus ceiling box fixture; 50cm of chain/steel wire will be supplied free of charge. All products may be customized subject to prior consulting with our technical department; please send your request to info@officina-luce.it. Officina Luce (Registered brand of ISSARCH srl) reserves the right to change or delete, at any time and without prior warning, the technical specification of any model or the model itself, depending on technical and commercial requirements.

GLAM COLLECTION

Pendant



756-NK-10

6 LIGHTS TYPE E14
MAX 42W

Plain & hammered plates central design.
50 centimetres of chain included.

FINISH

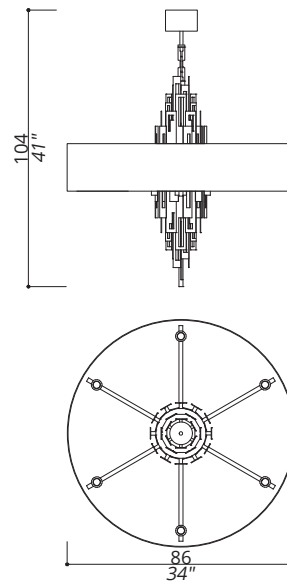
Structure and connection box in L_56 (black finish);
details in L_56, F_33 (Satin Nickel) and F_31
(Polished Nickel).

SHADE DIMENSIONS

cm. \emptyset 86 x H18

SHADE FABRIC

TS10 (light gray shantung)



NOTES

Dimensions are expressed in centimetres, if not otherwise specified.
The total height of any chandelier includes body of chandelier plus ceiling
box fixture; 50cm of chain/steel wire will be supplied free of charge.
All products may be customized subject to prior consulting with our
technical department; please send your request to info@officina-luce.it.
Officina Luce (Registered brand of ISSARCH srl) reserves the right to
change or delete, at any time and without prior warning, the technical
specification of any model or the model itself, depending on technical
and commercial requirements.

GLAM COLLECTION Pendant



757-BB-41

6 LIGHTS TYPE E14
MAX 42W

Plain & hammered plates central design.
50 centimetres of chain included.

FINISH

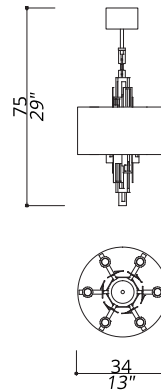
Structure in F_12 (brushed&burnished brass);
connection box and details in F_10 (natural brass).

SHADE DIMENSIONS

cm. Ø 36 x H20

SHADE FABRIC

TS41 (sage green satin)



NOTES

Dimensions are expressed in centimetres, if not otherwise specified.
The total height of any chandelier includes body of chandelier plus ceiling box fixture; 50cm of chain/steel wire will be supplied free of charge.
All products may be customized subject to prior consulting with our technical department; please send your request to info@officina-luce.it.
Officina Luce (Registered brand of ISSARCH srl) reserves the right to change or delete, at any time and without prior warning, the technical specification of any model or the model itself, depending on technical and commercial requirements.

GLAM COLLECTION

Pendant



757-NN-10

6 LIGHTS TYPE E14
MAX 42W

Plain & hammered plates central design.
50 centimetres of chain included.

FINISH

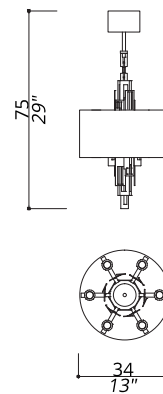
Structure and connection box in F_33 (Satin Nickel);
details in F_33 and F_31 (Polished Nickel).

SHADE DIMENSIONS

cm. \emptyset 36 x H20

SHADE FABRIC

TS10 (light gray shantung)



NOTES

Dimensions are expressed in centimetres, if not otherwise specified.
The total height of any chandelier includes body of chandelier plus ceiling box fixture; 50cm of chain/steel wire will be supplied free of charge.
All products may be customized subject to prior consulting with our technical department; please send your request to info@officina-luce.it.
Officina Luce (Registered brand of ISSARCH srl) reserves the right to change or delete, at any time and without prior warning, the technical specification of any model or the model itself, depending on technical and commercial requirements.